



ಬೃಹತ್ ಬೆಂಗಳೂರು ಮಹಾನಗರ ಪಾಲಿಕೆ
Bruhat Bengaluru Mahanagara Palike



BBMP COVID-19 WAR ROOM 25.12.2022

BBMP / COVID-19 WAR ROOM / BULLETIN – 1007/ 25.12.2022 / #BBMPfightsCOVID19



OVERVIEW OF COVID-19 IN BENGALURU

CASE TRENDS ACTIVE CASES 1,181

Confirmed Cases

19

18,76,590[#]

Recovered Cases

40

18,58,418[#]

Death Cases

0

16,991[#]



HOSPITALIZATION 0

ICU – V

-

ICU

-

HDU

-

General

0

INCLUDES GOVT. QUOTA AND PRIVATE WALK-IN HOSPITALIZATION



VACCINATION 4,480 2,05,06,815[#]

First Dose

232

96,80,469[#]

Second Dose

204

94,85,245[#]

Precaution Dose

4,044

13,41,101[#]



TRIAGING

MTU

3

Tele Triage

14



ACTIVE CZs

0

MCZs (< 5 cases)

0

Clusters (> 5 cases)

0



TESTING 1,721 3,20,08,856[#]

1,721

3,20,08,856[#]

RAT

191

RTPCR

1,530

Positivity : 1.06%

*FOR LAST 7 DAYS

: indicates cumulative numbers till date



ABSTRACT OF COVID-19 SCENARIO IN BENGALURU

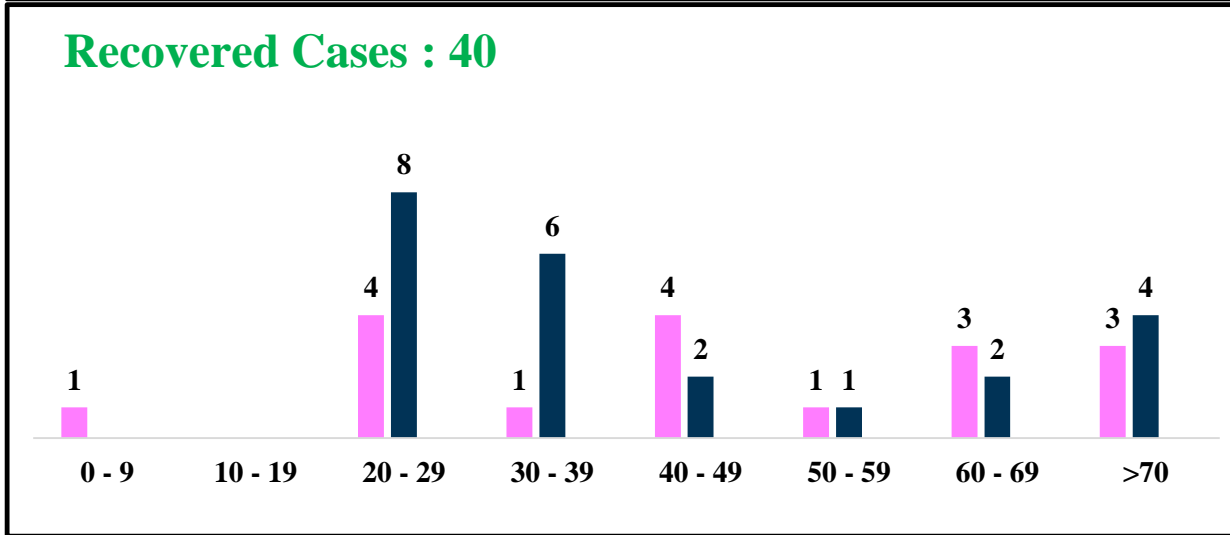
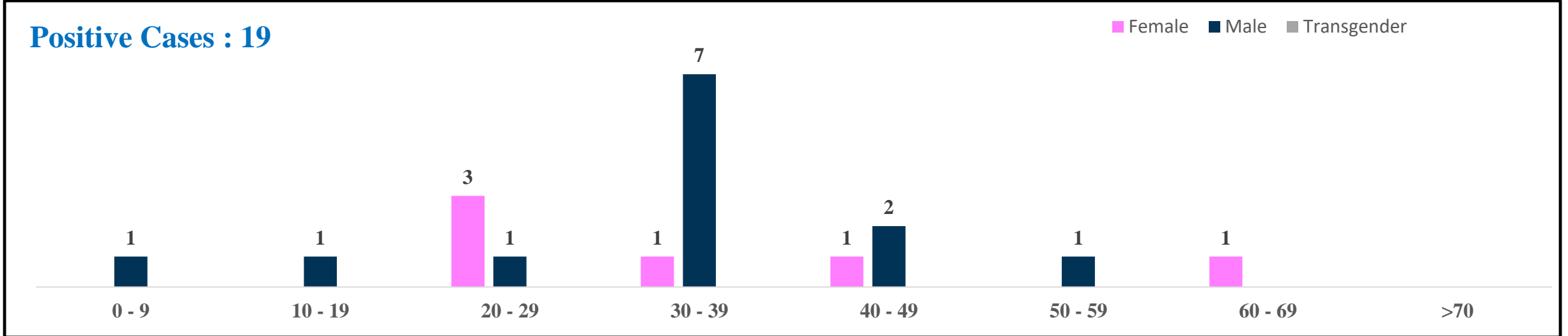


	MALE			FEMALE			TRANSGENDER			TOTAL		
	Last 24 Hours	Last 7 Days	Cumulative	Last 24 Hours	Last 7 Days	Cumulative	Last 24 Hours	Last 7 Days	Cumulative	Last 24 Hours	Last 7 Days	Cumulative
Positive Cases	13	64	11,06,550	6	35	7,69,844	0	0	196	19	99	18,76,590
Recovered Cases	23	114	10,94,079	17	72	7,64,152	0	0	187	40	186	18,58,418
Death Cases	0	0	10,761	0	0	6,226	0	0	4	0	0	16,991
Total Tests Done	In Last 24 hrs. : 1,721			In last 7 days : 9,332			Cumulative : 3,20,08,856					
Vaccine Doses Administered	In Last 24 hrs. : 4,480			In last 7 days : 9,976			Cumulative : 2,05,06,815					
ACTIVE CASES									1,181			

*Covid deaths occurred today : 00 | Covid deaths occurred beyond last 24hrs., reported today : 00



LAST 24 HOURS AGE GROUP AND GENDER WISE DISTRIBUTION

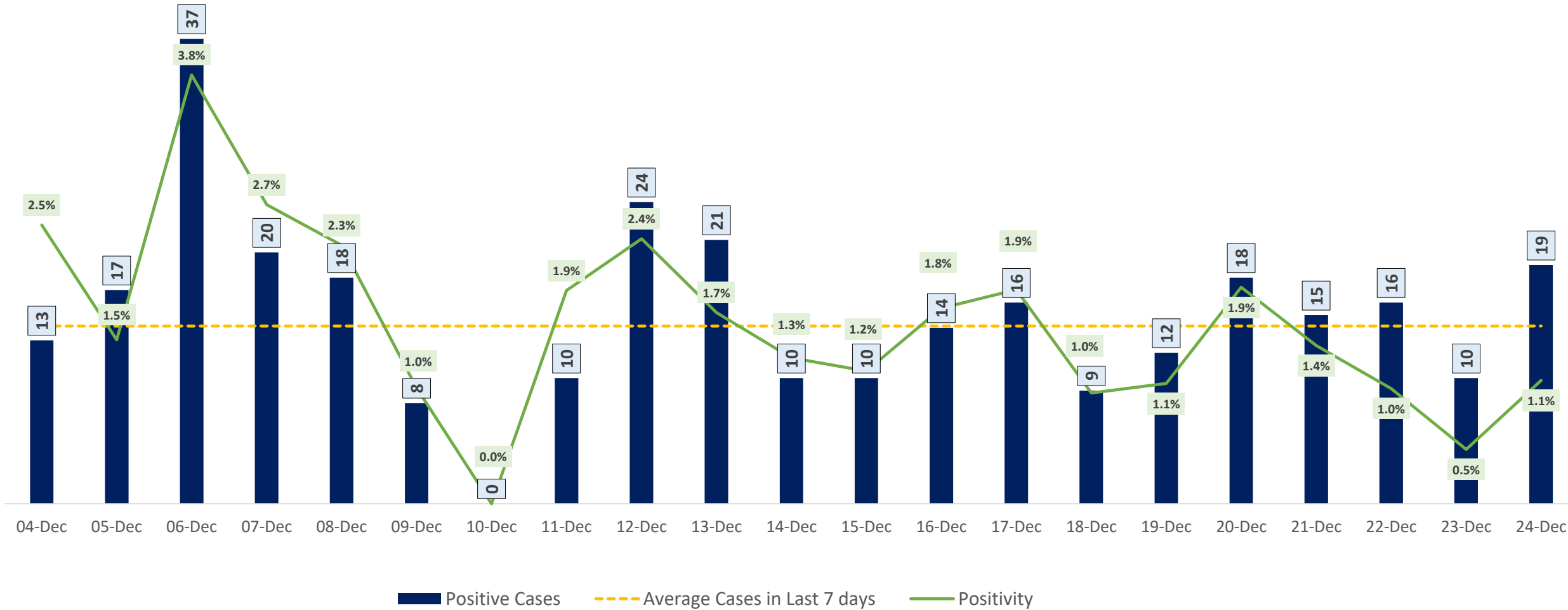




POSITIVITY RATE OF BENGALURU – LAST 21 DAYS



Average Cases in Last 7 days : 14

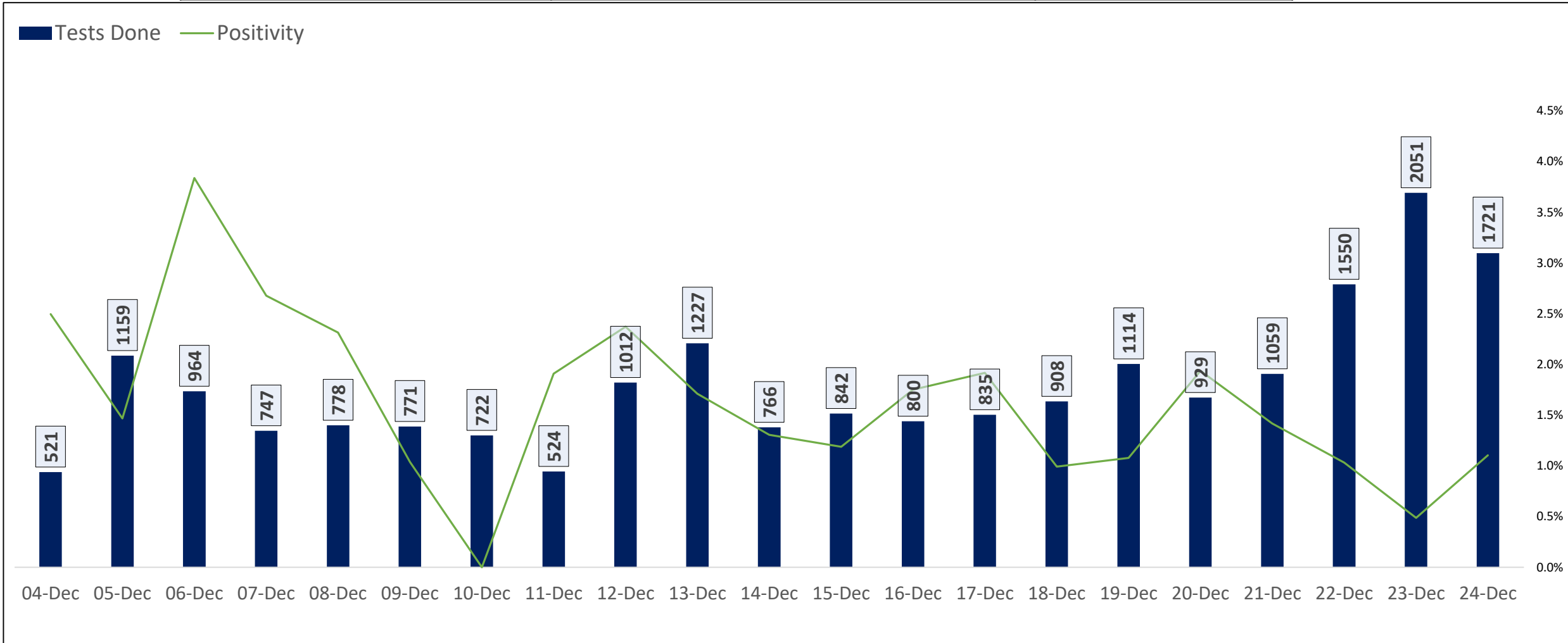




TESTING TRENDS IN BENGALURU

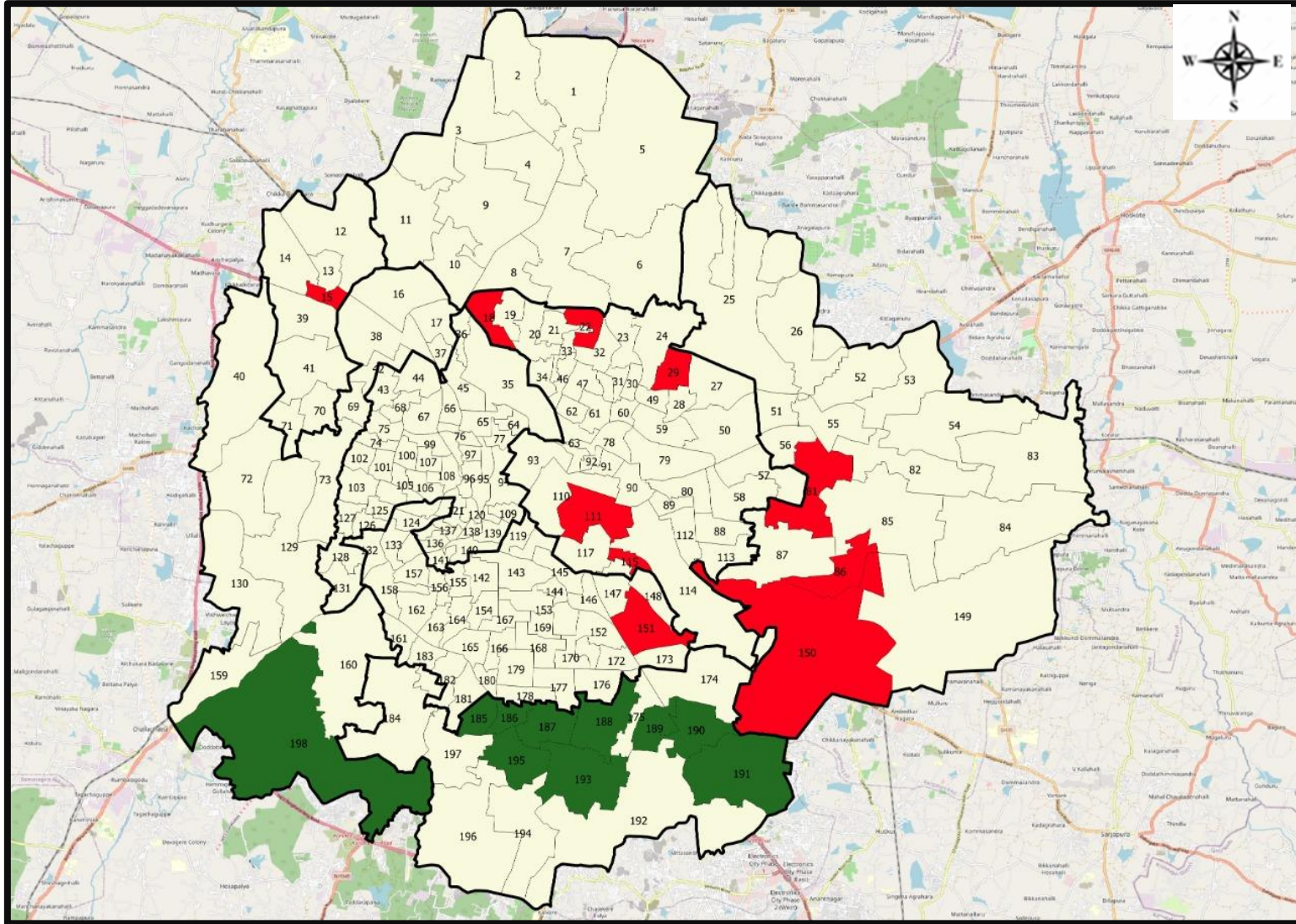


Total Test Conducted Till Date	Test Conducted Last 24 hours	Last 7 Days Average
3,20,08,856	1,721	1,333





BENGALURU URBAN MAP SHOWING TREND OF POSITIVE CASES IN LAST 7 DAYS



Top 10 wards reporting highest number of positive cases in last 10 days

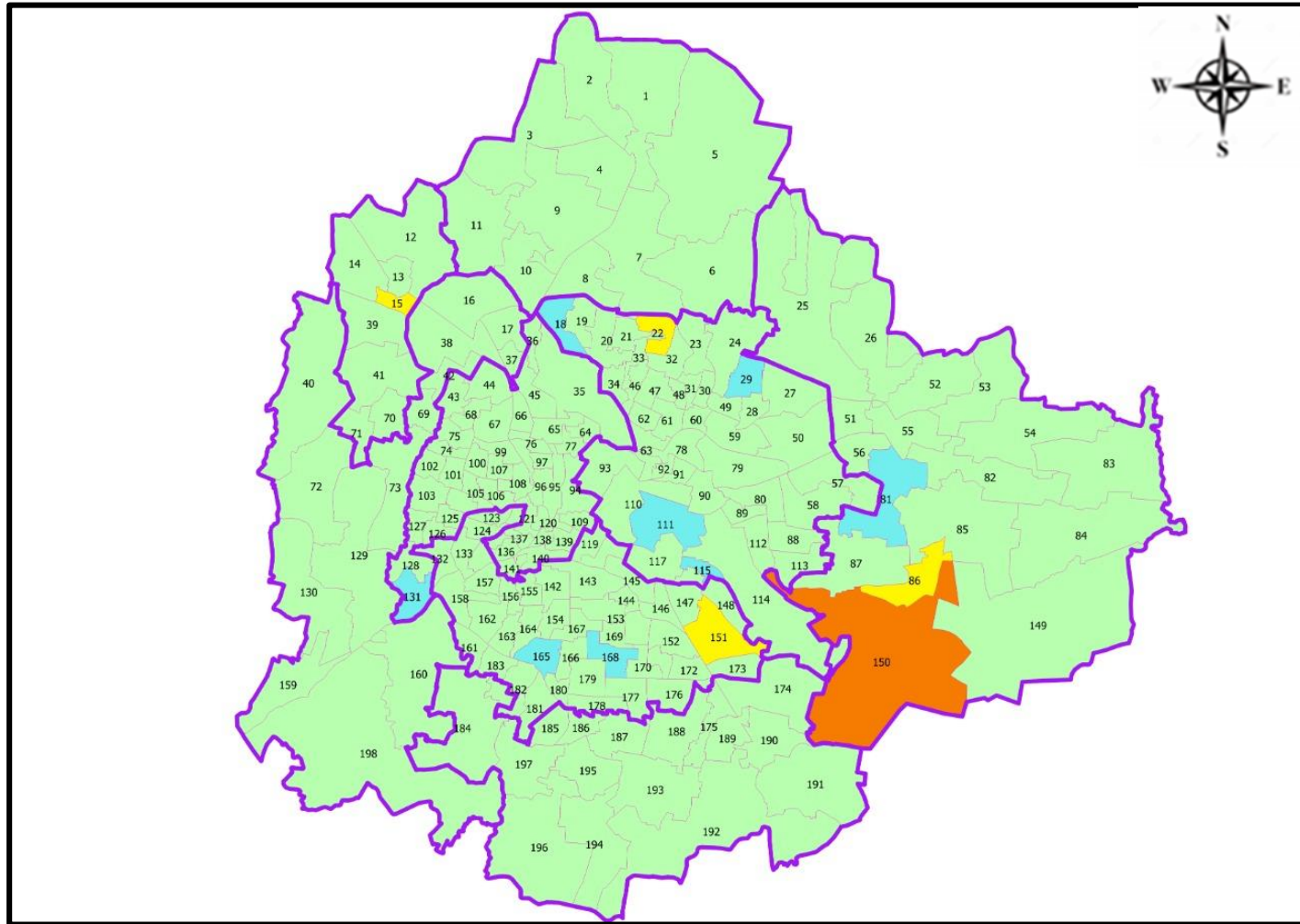
Ward No.	Ward Name	Daily Cases Average
150	Bellanduru	2
15	T Dasarahalli	1
22	Vishwanatha Nagenahalli	1
86	Marattahalli	1
151	Koramangala	1
18	Radhakrishna Temple	1
29	Kacharkanahalli	1
81	Vijnana Nagar	1
111	Shantala Nagar	1
115	Vannarpete	1







Top 10 wards reporting least number of positive cases in last 7 days

Ward No.	Ward Name	Daily Cases Average
198	Hemmigepura	0
195	Konanakunte	0
193	Arakere	0
191	Singasandra	0
190	Mangammanapalya	0
189	Hongasandra	0
188	Bilekhali	0
187	Puttenahalli	0
186	Jaraganahalli	0
185	Yelchenahalli	0



BENGALURU MAP SHOWING INTENSITY OF POSITIVE CASES IN LAST 7 DAYS



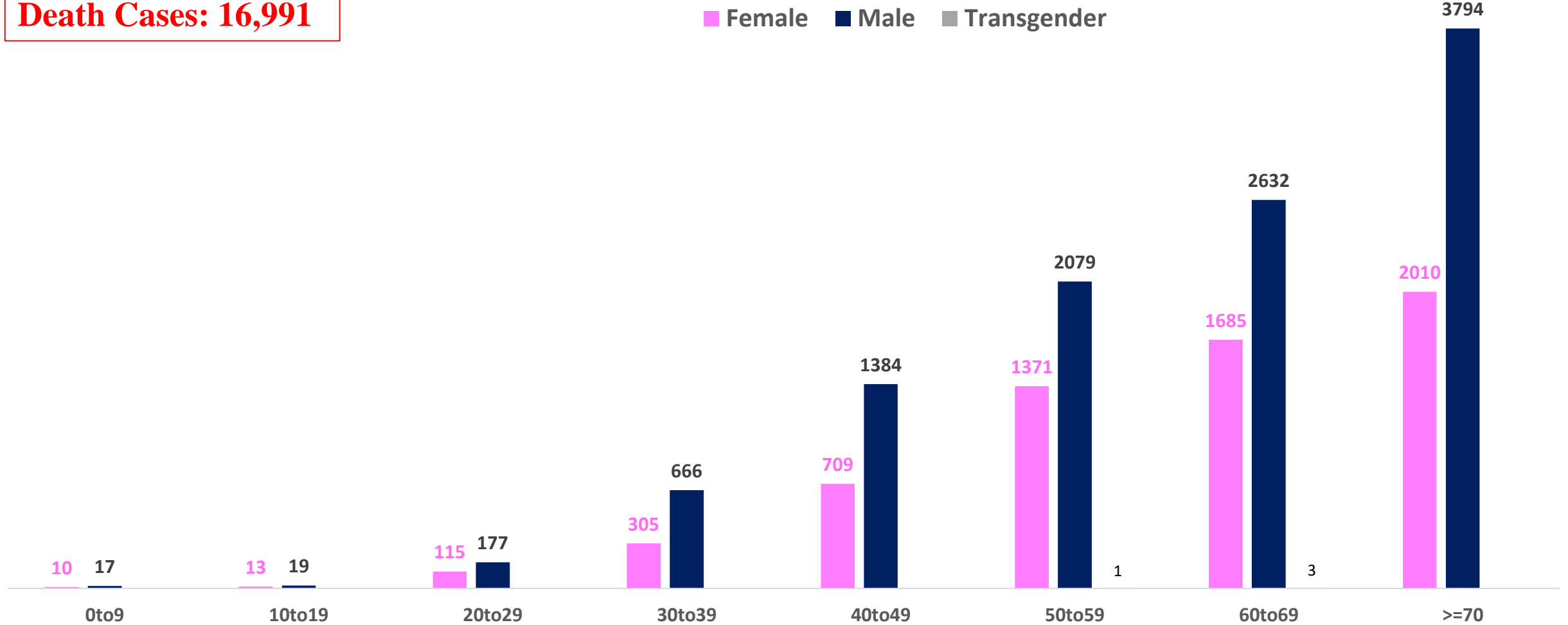
-  **Level 1 : 0 to 1 Cases**
-  **Level 2 : 1 to 3 Cases**
-  **Level 3 : 3 to 5 Cases**
-  **Level 4 : 5 to 10 Cases**
-  **Level 5 : More than 10 Cases**
-  **Zone Boundaries**



AGE AND GENDER WISE DISTRIBUTION OF DEATH CASES



Death Cases: 16,991





VACCINATION COVERAGE AS ON 24.12.2022



Total Doses Administered

2,05,06,815

▲ 4,480

Total 12-14 years Population : 2.82 Lakhs

1ST DOSE

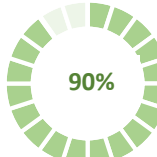


100%

2,96,877
Doses administered

▲ 35

2ND DOSE



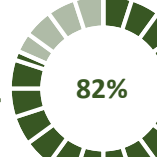
90%

2,53,999
Doses administered

▲ 6

Total 15-18 years Population : 4.42 Lakhs

1ST DOSE

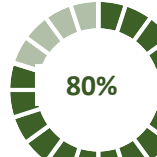


82%

3,60,539
Doses administered

▲ 49

2ND DOSE



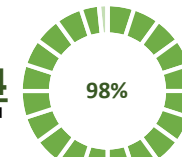
80%

3,53,004
Doses administered

▲ 34

Total adult Population : 91.7 Lakhs

1ST DOSE

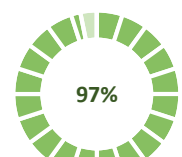


98%

90,23,053
Doses administered

▲ 148

2ND DOSE



97%

88,78,242
Doses administered

▲ 112

Priority Group*

Health Care Workers

Dose 1

2,10,408

Doses administered

▲ 1

Dose 2

2,07,191

Doses administered

▲ 0

Frontline Workers

Dose 1

3,82,016

Doses administered

▲ 0

Dose 2

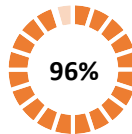
3,73,499

Doses administered

▲ 1

45 – 59 Years Coverage

Dose 1

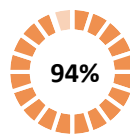


96%

16,96,251
Doses administered

▲ 11

Dose 2



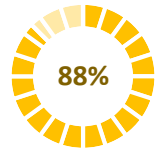
94%

16,75,461
Doses administered

▲ 7

18 - 44 Years Coverage

Dose 1

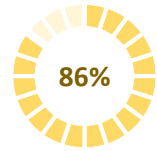


88%

57,53,462
Doses administered

▲ 128

Dose 2



86%

56,56,002
Doses administered

▲ 97

60 + Years Coverage

Dose 1



100%

9,80,916
Doses administered

▲ 8

Dose 2



100%

9,66,089
Doses administered

▲ 7

PRECAUTION DOSE



13,41,101 ▲ 4,044

Doses administered

PRECAUTION DOSES ADMINISTERED

Health Care Workers

96,976 ▲ 65

Booster Doses administered

Front Line Workers

1,41,125 ▲ 108

Booster Doses administered

60 + Years Coverage

3,92,739 ▲ 290

Booster Doses administered

18 + Years Coverage

7,10,261 ▲ 3,581

Booster Doses administered

▲ indicates the increase in last 24 hours



COVID-19 SCENARIO IN BENGALURU AND OTHER METROPOLITAN CITIES



CITY NAME	Positive Cases	Active Cases	Recovered	Deceased	Vaccine Doses Administered
New Delhi	20,07,125	33	19,80,571	26,521	3,73,17,328
Bengaluru*	18,76,590	1,181	18,58,418	16,991	2,37,78,980
Mumbai	11,54,152	37	11,34,369	19,746	2,21,34,555
Chennai	7,93,161	13	7,84,077	9,071	1,13,96,462

Source : <https://dashboard.cowin.gov.in/> at 5:00pm (25.12.2022)
Source : <https://www.covid19bharat.org/> at 5:00pm (25.12.2022)

*includes BBMP & Bengaluru Urban



SNAPSHOT OF COVID-19 CASES IN BENGALURU URBAN



**Total Wards With
0 Cases* :
137**

**Tests Conducted
on 24.12.2022:
1,721**

**Recovery
Rate*:
99.03%**

**Total
Active Cases :
1,181**

**Total Vaccinated
on 24.12.2022:
4,480**

**Positivity
Rate* :
1.06%**

**Active
Rate*:
0.06%**

**Case
Fatality Rate* :
0.00%**





*Total positive cases In the past 7 days

*CFR and positivity is for Past 7 days



ಬೃಹತ್ ಬೆಂಗಳೂರು ಮಹಾನಗರ ಪಾಲಿಕೆ
Bruhat Bengaluru Mahanagara Palike



Download BBMP Bulletin	https://apps.bbmpgov.in/covid19/mediabulletin.php
To register for vaccination :	https://selfregistration.cowin.gov.in/
BBMP COVID19 Dashboard:	https://apps.bbmpgov.in/covid19/
Follow us on:	 www.facebook.com/bbmp.comm1/
	 twitter.com/BBMPCOMM
	  BBMPSplHealth

Issued by:

Honorable Chief Commissioner, BBMP
Special Commissioner Health & IT, BBMP
MD, Bengaluru Smart City Limited

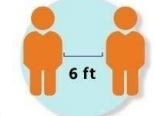
THANK YOU !


ಬೃಹತ್ ಬೆಂಗಳೂರು ಮಹಾನಗರ ಪಾಲಿಕೆ
Bruhat Bengaluru Mahanagara Palike

Stay Safe from COVID-19 Virus

 **Wear Mask**

Wash Hands Regularly 

 **Maintain Social Distance**

Get Vaccinated 

For more information around COVID-19 call the BBMP helpline number 1533

